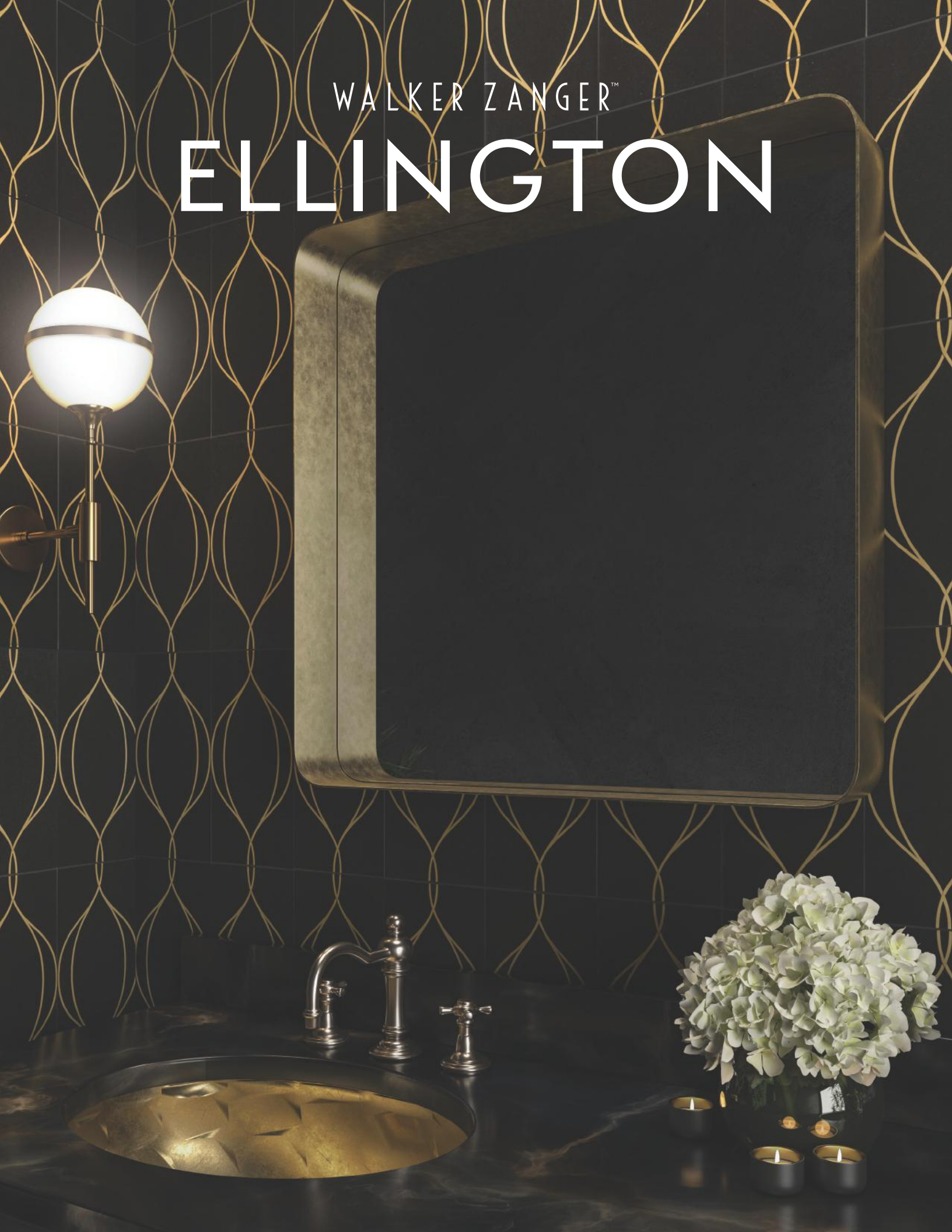


WALKER ZANGER™

ELLINGTON



Ellington



Inspired by the Jazz Age and Art Deco movement, Ellington features luxurious natural stone with graphic metallic accent in brass, copper, and stainless steel. Available in show-stopping patterns and coordinating field tiles, the Ellington collection portrays a perfect blend of drama and sophistication.



SHOWN

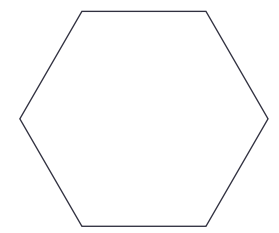
Empire Ebony/Brass Honed (On Right - Wall)
Ebony 6" x 12" Honed (On Right - Floor)
Swing Ebony/Brass Honed (Front Cover)

RECOMMENDED USAGE



SIZE	THICKNESS	SF/PIECE	MATERIAL	FINISH
6-1/8" x 6-1/8"	3/8"	0.25	Natural Stone	High Honed

5" HEXAGON




SIZE	THICKNESS	SF/PIECE	MATERIAL	FINISH
5-1/4" x 4-1/2"	3/8"	0.16	Natural Stone	High Honed



COTTON
2ELLCOT6X6H




EBONY
2ELLEBO6X6H




COTTON
2ELLCOTHEXH



CARRARA
2ELLCARHEXH








CINDER
2ELLCINHEXH

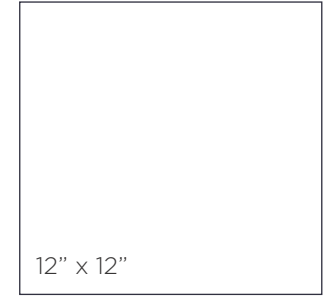


EBONY
2ELLEBOHEXH


For installation on shower floors on all products, please refer to TCNA guidelines and consult with your installer for proper waterproofing and sealing requirements. All Ellington tiles feature natural stone. We recommend sealing all natural stone products with a penetrating sealer and sealing all porous non-polished stone (limestone, tumbled marble, etc.) prior to grouting. This prevents grout from staining or affecting the color of the stone. Stone is a natural product, and care should be taken to protect it from harsh abrasive cleaners and abrasive cleaning tools. Use caution when using as flooring in any area that will experience more than light foot traffic as this stone has high potential to scratching. For further questions/information about additional usages, please consult with your installer.

RECOMMENDED USAGE

- 
Commercial Exterior Wall
- 
Commercial Interior Wall
- 
Commercial Interior Floor
- 
Residential Exterior Wall
- 
Residential Interior Wall
- 
Residential Interior Floor
- 
Shower Wall
- 
Shower Floor*



SIZE	THICKNESS	SF/PIECE	MATERIAL	FINISH
12" x 12"	3/8"	1.00	Natural Stone	High Honed



SIZE	THICKNESS	SF/PIECE	MATERIAL	FINISH
6-1/8" x 12-1/2"	3/8"	0.5222	Natural Stone	High Honed




COTTON
2ELLCOT12X12H



CARRARA
2ELLCAR12X12H



COTTON
2ELLCOT6X12H











EBONY
2ELLEBO6X12H



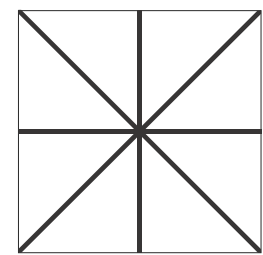
EBONY
2ELLEBO12X12H

For installation on shower floors on all products, please refer to TCNA guidelines and consult with your installer for proper waterproofing and sealing requirements. All Ellington tiles feature natural stone. We recommend sealing all natural stone products with a penetrating sealer and sealing all porous non-polished stone (limestone, tumbled marble, etc.) prior to grouting. This prevents grout from staining or affecting the color of the stone. Stone is a natural product, and care should be taken to protect it from harsh abrasive cleaners and abrasive cleaning tools. Use caution when using as flooring in any area that will experience more than light foot traffic as this stone has high potential to scratching. For further questions/information about additional usages, please consult with your installer.

RECOMMENDED USAGE



- 
Commercial Exterior Wall
- 
Commercial Interior Wall
- 
Commercial Interior Floor
- 
Residential Exterior Wall
- 
Residential Interior Wall
- 
Residential Interior Floor
- 
Shower Wall
- 
Shower Floor*

CARLYLE



SIZE	THICKNESS	SF/PIECE	MATERIAL	FINISH
12" x 12"	3/8"	1.00	Natural Stone/Metal	High Honed


SHOWN | Carlyle Cotton/Brass Honed (Wall)



CARLYLE COTTON/BRASS
2ELLCOBRCARH



CARLYLE CARRARA/STEEL
2ELLCASTCARH



CARLYLE EBONY/BRASS
2ELLEBBRCARH

For installation on shower floors on all products, please refer to TCNA guidelines and consult with your installer for proper waterproofing and sealing requirements. All Ellington tiles feature natural stone. We recommend sealing all natural stone products with a penetrating sealer and sealing all porous non-polished stone (limestone, tumbled marble, etc.) prior to grouting. This prevents grout from staining or affecting the color of the stone. Stone is a natural product, and care should be taken to protect it from harsh abrasive cleaners and abrasive cleaning tools. Use caution when using as flooring in any area that will experience more than light foot traffic as this stone has high potential to scratching. For further questions/information about additional usages, please consult with your installer.

RECOMMENDED USAGE



Commercial Exterior Wall



Commercial Interior Wall



Commercial Interior Floor



Residential Exterior Wall



Residential Interior Wall



Residential Interior Floor

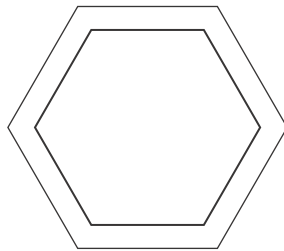


Shower Wall



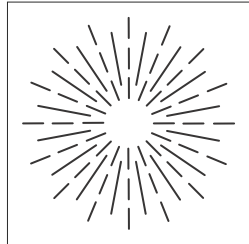
Shower Floor*

SAVOY




SIZE	THICKNESS	SF/PIECE	MATERIAL	FINISH
5-1/4" x 4-1/2"	3/8"	0.16	Natural Stone/Metal	High Honed

PIERRE



SIZE	THICKNESS	SF/PIECE	MATERIAL	FINISH
6-7/8" x 6-1/8"	3/8"	0.25	Natural Stone/Metal	High Honed




PIERRE EBONY/COPPER
2ELLEBCOPIEH




SAVOY COTTON/BRASS
2ELLCOBRSAVH



SAVOY CARRARA/STEEL
2ELLCASTSAVH



SAVOY CINDER/STEEL
2ELLCISTSAVH



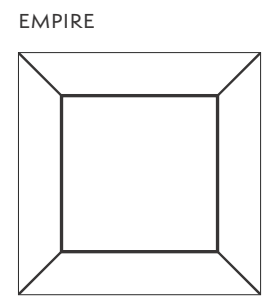
SAVOY EBONY/COPPER
2ELLEBCOSAVH

For installation on shower floors on all products, please refer to TCNA guidelines and consult with your installer for proper waterproofing and sealing requirements. All Ellington tiles feature natural stone. We recommend sealing all natural stone products with a penetrating sealer and sealing all porous non-polished stone (limestone, tumbled marble, etc.) prior to grouting. This prevents grout from staining or affecting the color of the stone. Stone is a natural product, and care should be taken to protect it from harsh abrasive cleaners and abrasive cleaning tools. Use caution when using as flooring in any area that will experience more than light foot traffic as this stone has high potential to scratching. For further questions/information about additional usages, please consult with your installer.



RECOMMENDED USAGE

- Commercial
Exterior Wall
- Commercial
Interior Wall
- Residential
Exterior Wall
- Residential
Interior Wall
- Shower Wall



SIZE	THICKNESS	SF/PIECE	MATERIAL	FINISH
12" x 12"	3/8"	1.00	Natural Stone/Metal	High Honed



EMPIRE COTTON/BRASS
2ELLCOSTEMPH











EMPIRE EBONY/BRASS
2ELLEBBREMPH

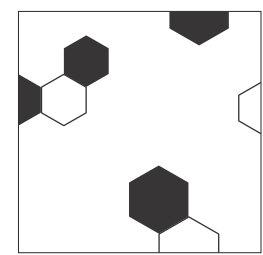


For installation on shower floors on all products, please refer to TCNA guidelines and consult with your installer for proper waterproofing and sealing requirements. All Ellington tiles feature natural stone. We recommend sealing all natural stone products with a penetrating sealer and sealing all porous non-polished stone (limestone, tumbled marble, etc.) prior to grouting. This prevents grout from staining or affecting the color of the stone. Stone is a natural product, and care should be taken to protect it from harsh abrasive cleaners and abrasive cleaning tools. Use caution when using as flooring in any area that will experience more than light food traffic as this stone has high potential to scratching. For further questions/information about additional usages, please consult with your installer.

RECOMMENDED USAGE

- 
Commercial Exterior Wall
- 
Commercial Interior Wall
- 
Commercial Interior Floor
- 
Residential Exterior Wall
- 
Residential Interior Wall
- 
Residential Interior Floor
- 
Shower Wall
- 
Shower Floor*

JACQUES




SIZE	THICKNESS	SF/PIECE	MATERIAL	FINISH
6-1/8" x 6-1/8"	3/8"	0.25	Natural Stone/Metal	High Honed



CARLYLE COTTON/BRASS
2ELLCOBRJACH



SHOWN | Jacques Ebony/Brass



JACQUES EBONY/BRASS
2ELLEBBRJACH

For installation on shower floors on all products, please refer to TCNA guidelines and consult with your installer for proper waterproofing and sealing requirements. All Ellington tiles feature natural stone. We recommend sealing all natural stone products with a penetrating sealer and sealing all porous non-polished stone (limestone, tumbled marble, etc.) prior to grouting. This prevents grout from staining or affecting the color of the stone. Stone is a natural product, and care should be taken to protect it from harsh abrasive cleaners and abrasive cleaning tools. Use caution when using as flooring in any area that will experience more than light foot traffic as this stone has high potential to scratching. For further questions/information about additional usages, please consult with your installer.



RECOMMENDED USAGE



Commercial Exterior Wall



Commercial Interior Wall



Commercial Interior Floor



Residential Exterior Wall



Residential Interior Wall



Residential Interior Floor

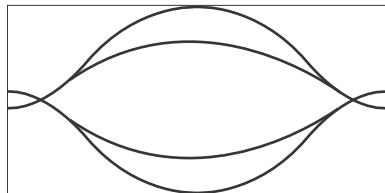


Shower Wall




Shower Floor*

SWING



SIZE	THICKNESS	SF/PIECE	MATERIAL	FINISH
6-1/8" x 12-1/2"	3/8"	0.5222	Natural Stone/Metal	Polished



SWING COTTON/STEEL
2ELLCOSTSWIH



SWING COTTON/BRASS
2ELLCOBRSWIH



SWING EBONY/BRASS
2ELLEBBRSWIH



For installation on shower floors on all products, please refer to TCNA guidelines and consult with your installer for proper waterproofing and sealing requirements. All Ellington tiles feature natural stone. We recommend sealing all natural stone products with a penetrating sealer and sealing all porous non-polished stone (limestone, tumbled marble, etc.) prior to grouting. This prevents grout from staining or affecting the color of the stone. Stone is a natural product, and care should be taken to protect it from harsh abrasive cleaners and abrasive cleaning tools. Use caution when using as flooring in any area that will experience more than light foot traffic as this stone has high potential to scratching. For further questions/information about additional usages, please consult with your installer.

WALKER ZANGER™

CALIFORNIA | GEORGIA | NEVADA | NEW YORK | NORTH CAROLINA | TEXAS

WALKERZANGER.COM